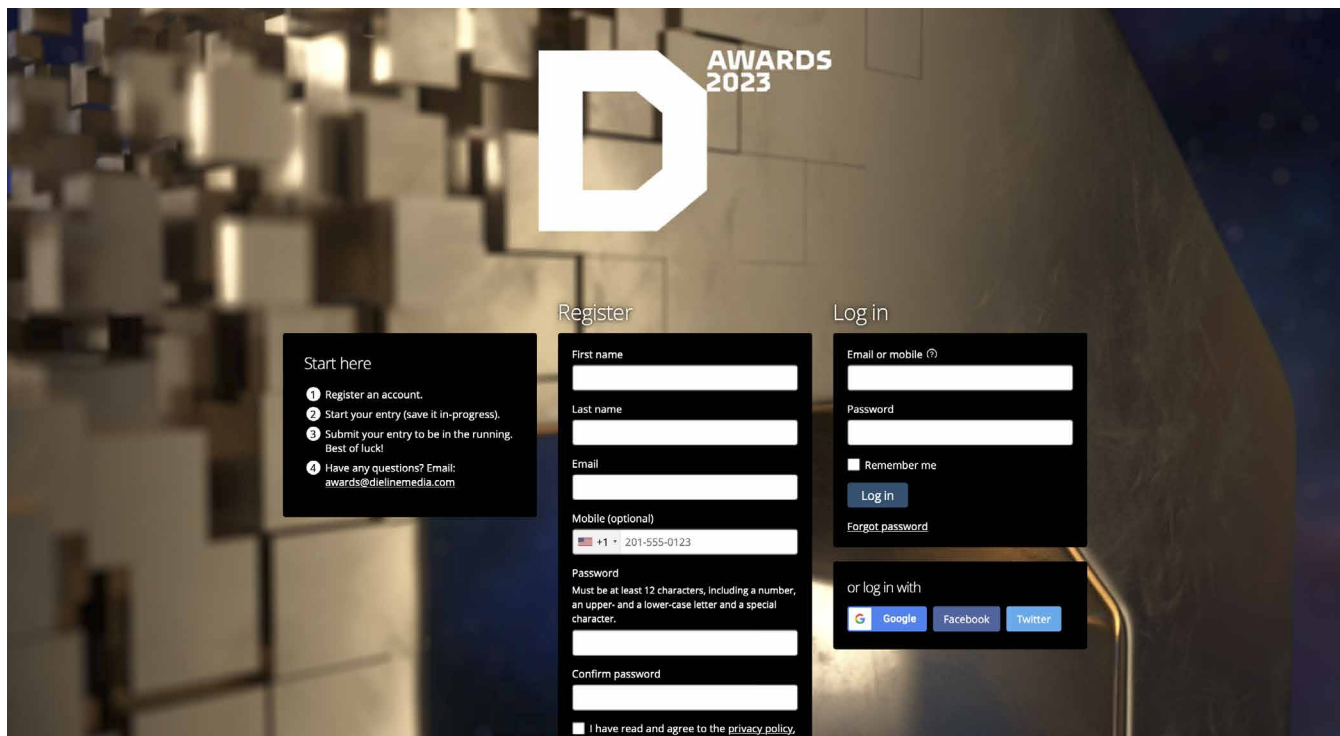




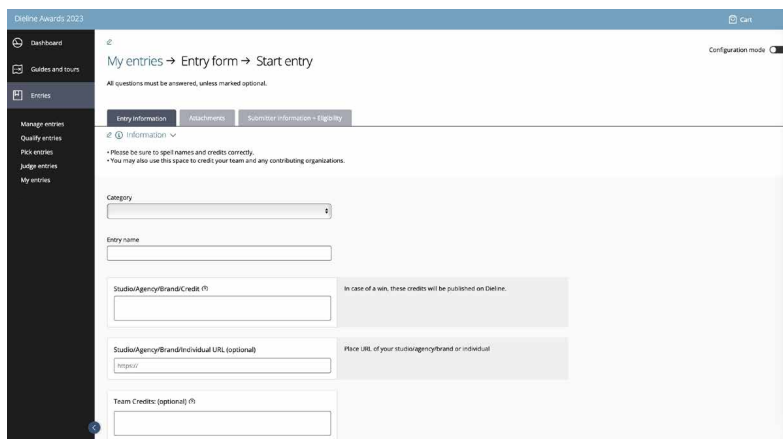
HOW TO ENTER GUIDE 2023

HOW TO ENTER GUIDE 2023

STEP 1 Log in & Register: <https://dieline.awardsplatform.com/>



STEP 2



The first tab is about the entry information.

1. Select a Category & Sub-Category
(Learn More about this years [categories](#))
2. Entry Name
3. The Solution (2000 words max)

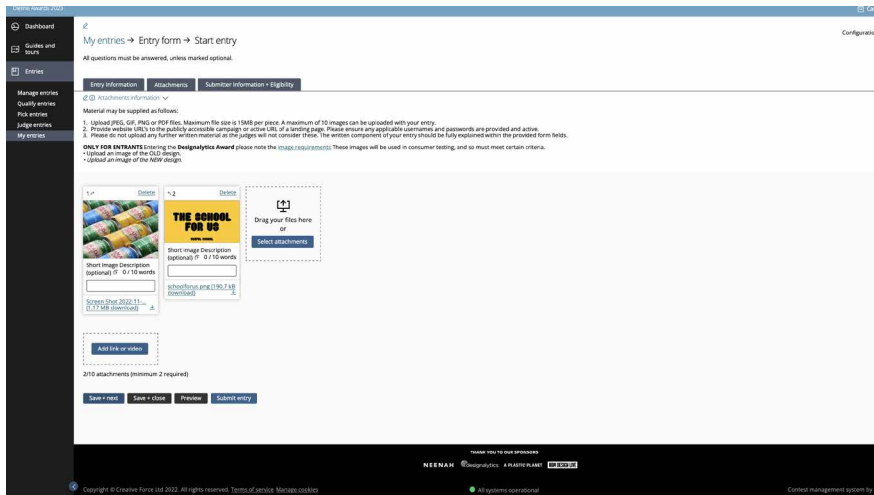
What lies at the heart of your packaging design? Provide the Jury with a brief description of the project and the packaging solution you created.

Judges painstakingly examine the hundreds of submissions we receive, so write something descriptive and inventive while keeping your response under 2000 words.

4. You can submit a URL of your project this is optional
5. The required questions are:

• Our Neenah question is for our special Neenah Best Use of Paper Award, learn more [here](#)

STEP 3



The second tab are for you to attach your project photos

Material may be supplied as follows:

Upload JPEG, GIF, PNG or PDF files. Maximum file size is 15MB per piece. A maximum of 10 images can be uploaded with your entry.

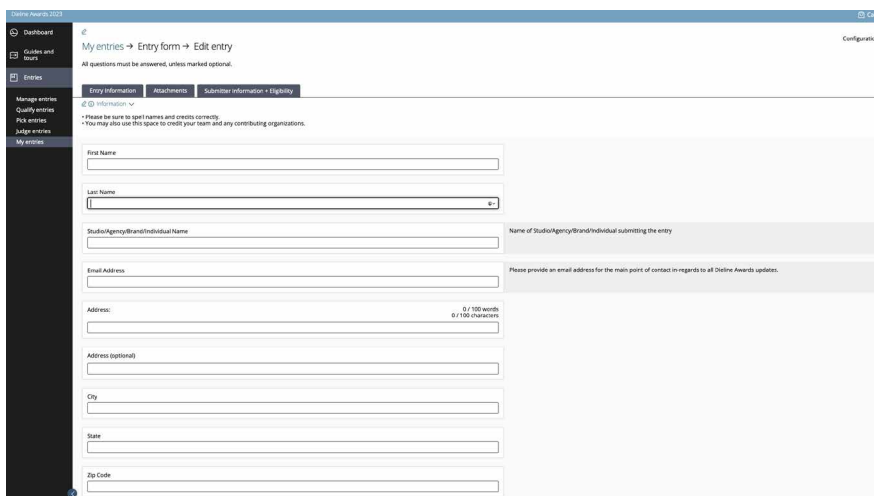
Provide website URL's to the publicly accessible campaign or active URL of a landing page. Please ensure any applicable usernames and passwords are provided and active.

Please do not upload any further written material as the judges will not consider these. The written component of your entry should be fully explained within the provided form fields.

ONLY FOR ENTRANTS Entering the Designalytics Award please note the image requirements These images will be used in consumer testing, and so must meet certain criteria.

- Upload an image of the OLD design.
- Upload an image of the NEW design.

STEP 4

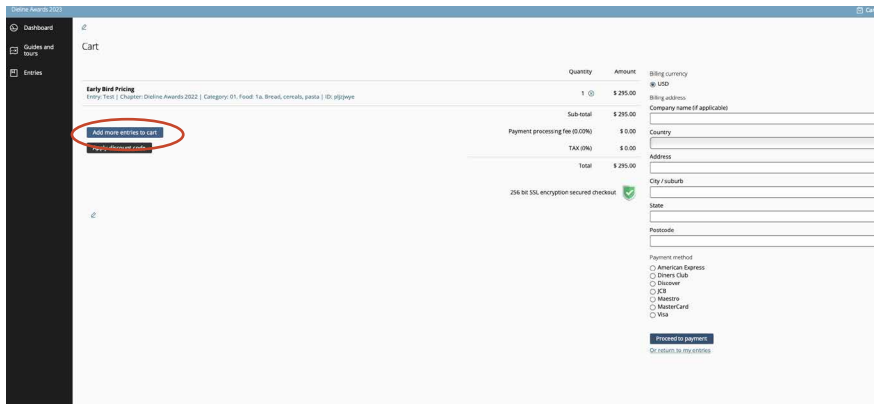


The third tab is submitter information.

1. This section is important. Please add the name and email of the main point of contact for any communication and update regarding the entry submission.

2. If submitting for an studio, agency, brand, please include their company name in the company name section. If you are submitting enter your company name.

3. The phone number section should not include dashes.

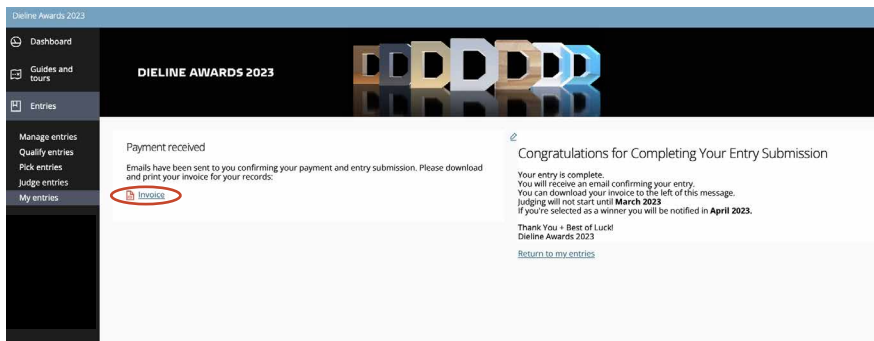


Entry in Cart

Once you hit submit entry and all fields have been filled your entry will go to cart.

We accept all major credit cards
We do not accept paypal

You can also add more entries to cart
by selecting the circled button.



Payment Submission

Once you've paid you will receive 3 emails
and this page will appear.

- Congratulations on submitting to Dieline Awards
- Your Payment has been received
- Thank You for entering

You can also download your invoice
on this page.

Important Dates to remember:

The competition will end March 7, 2023.

Judging will end April 2023

If you win we will contact the email address in the submission form.

We will be contacting winners April 2023.

May 2023 we will announce winners publicly on thedieline.com and dielineawards.com

Please [subscribe to our newsletter](#) for up to date information

Deadlines to remember:

EARLY BIRD:

November 15 - December 13, 2022

\$295 (Professional)

\$95 (Concept)

\$50 (Student)

REGULAR REGISTRATION:

December 14 - January 24, 2023

\$345 (Professional)

\$95 (Concept)

\$50 (Student)

LATE REGISTRATION

January 25 - February 14, 2023

\$375 (Professional)

\$95 (Concept)

\$50 (Student)

LAST CALL!

February 15 - March 7, 2023

\$425 (Professional)

\$95 (Concept)

\$50 (Student)

Please note the entry deadline. This date is final and there will be no extensions provided. The system will automatically prevent entry submission after the deadline. Entrants will be notified in April 2023 if you have been selected as a winner

Please note: You can submit and pay your entry to lock in a specific rate. You can later go back into your account and finalize your entry. Please remember that you have until the very last day to do so.

Have more questions?

View our [FAQ](#) or Please email: support@dielinemedia.com

GOOD LUCK!